

DUAL MIKE WIRELESS WITH CBTALK APP

Download the CBTalk APP Android/iOs

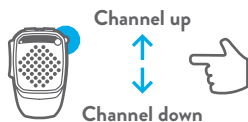


PTT CBTALK

Push and talk into CBTalk



CHANGE A CHANNEL ON CBTALK



LED

- Turning ON:**
Blue led 3 sec.
- Turning OFF:**
Red led 3 sec.
- Pairing:**
Red and blue leds alternated
- Pairing with Smartphone:**
Blue led blinking 3 times
- Smartphone's pairing not successful:** red led blinking 3 times
- Full charge:**
Blue led blinks once
- While charging:**
Red led blinks once

LIGHT RING

- Default color:**
Steady blue (it will be set through the CBTalk APP)
- Incoming call:**
Steady white
- Low battery:**
blinking red
- PTT pressed:**
Steady yellow

MIDLAND®

Prodotto o importato da:
CTE INTERNATIONAL srl
Via. R.Sevardi 7 42124 Reggio Emilia - Italia.
Prima dell'uso leggere attentamente le istruzioni.

Produced or imported by:
CTE INTERNATIONAL srl
Via. R.Sevardi 7 42124 Reggio Emilia - Italy.
Read the instructions carefully before installation and use.

Vertrieb durch: **ALAN ELECTRONICS GmbH**
Daimlerstraße 1K - D-63303 Dreieich Deutschland.
Vor Benutzung Bedienungsanleitung beachten.

Importado por: **MIDLAND IBERIA, SA**
C/Cobalt, 48 - 08940 Cornellà de Llobregat, Barcelona - España.
Antes de utilizar, lea atentamente el manual de uso.

Importé par: **ALAN FRANCE S.A.R.L.**
5, Rue Ferrie, Zac les Portes du Vexin 95300 Ennery - France.
Avant l'utilisation, lire les instructions.

To download the complete user manual and for information about the warranty
please visit www.midlandeurope.com

MIDLAND®

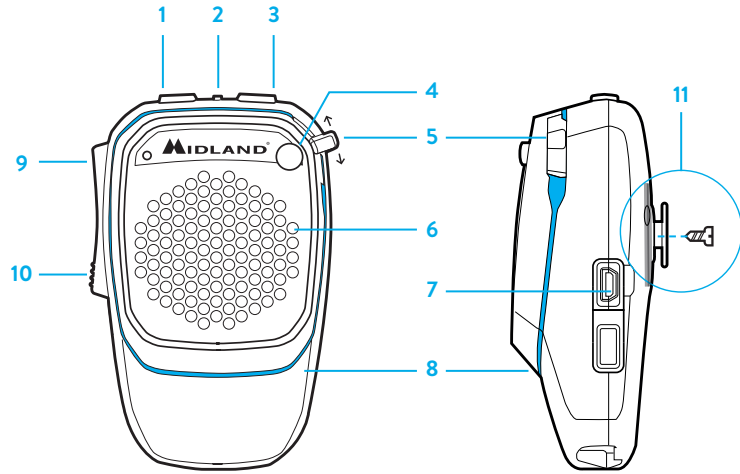
BLUETOOTH MICROPHONE
DUALMIKE
((WIRELESS))



QUICK GUIDE


EN

DUALMIKE WIRELESS OVERVIEW

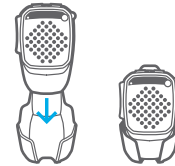


1. Volume -
2. Led
3. Volume + (Power Off - 3 sec.)
4. Emergency key (or customizable)
5. Channel up; Channel down (CBTalk)
6. Speaker
7. USB charging port/FW upgrade port
8. Light ring
9. Secondary PTT
10. PTT CBTalk (Power On - 3 sec.)
11. DUAL MIKE WIRELESS is supplied with a metallic plate very useful for magnetic fixing of the microphone and wireless recharge. To use it remove the plastic support fixed with a screw*.

RECHARGE



With USB cable (included)



WIRELESS RECHARGE
Through DK-DUAL, optional Docking Station
(The plastic support must be removed, see point 11*)

POWER ON



- Power On
- Led steady blue 3 sec.

POWER OFF



- Power Off
- Led steady red 3 sec.

PAIRING WITH SMARTPHONES

3 sec. PRESS TOGETHER PTT CBTalk and VOL+



STEP 1

- Pairing
- Red and blue leds alternately blink

STEP 2

- Telephone connected
- Blue led blinks 3 times

PAIRING WITH OTHER BLUETOOTH DEVICES

3 sec. PRESS TOGETHER secondary PTT and VOL+



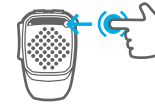
STEP 1

- Pairing
- Red and blue leds alternately blink

STEP 2

- Bluetooth connected
- Blue led blinks 3 times

HAND-FREE PHONE CALLS



To answer/to end a call

- White light ring

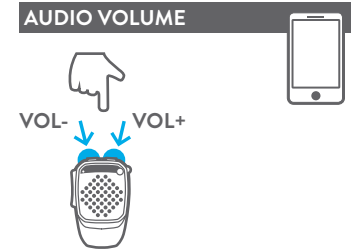


To reject an incoming call

- White light ring



To make a voice dial



Bop (max vol. Beep)